

Offering great pricing, the Value Series is a quality door with many advantages.



Value series 6'8" and 8'0" doors are available as a slab or pre-hung. Pre-hung doors include single or double units and units with sidelites, and feature all-composite jamb components, plus hinges, adjustable threshold, door sweep, weather-strip, double bore standard. Brick mold is an option. Both slab doors and pre-hung units are available with 9 Palette Collection paint colors or 5 Estate finish stains. All glass panels in all doors are flush glazed, 2-layer IGU's with tempered safety glass. All SDL doors include shadow bars inside of the glass units.



Use the DoorCrafter™ for Details & Pricing

### Benefits of FiberCraft Value Series Doors

- Realistic wood grains
- Patented Award-Winning Low VOC and HAP-free finishing process
- High resistance to extreme temperature fluctuations
- Composite door edges on all 4 edges of the door
- Door and sidelite frames will not rot, warp, split or crack
- Various pre-hung entry configurations
- Excellent Value

To quickly and easily find additional information for individual Value Series doors in this catalog, such as pricing and door options, scan the QR Code above with your phone or tablet. Use the DoorCrafter CPQ (Configure-Price-Quote) tool to select a door to view, then "build" the door to your exact specifications.

Here you have access to the most up-to-date list pricing, as well as the ability to choose all of the available options (such as size and color, pre-hang information, etc.) through drop down menus for that specific door. The price will change accordingly, depending on which options are chosen and if there is an additional cost associated with the option. Once you have designed the door exactly the way you want it, you will have the correct list price for your door and the ability to find a store in your area that sells GlassCraft products.

# FiberCraft® Value Series Doors

The **FiberCraft Value Series** doors offer quality craftsmanship and long-lasting durability at a very attractive price. These doors feature a high-definition Fir or Mahogany wood grain or Smooth (no grain) surface on both 6'8" and 8'0" tall doors — all with rot-free composite door edges on all 4 edges, plus lock-blocks on both door edges. The Value Series is available with our Palette Collection of 9 paint finish options, with 5 Estate stain finishes, or unfinished.

**FiberCraft Value Series** doors are constructed with full length Laminated Veneer Lumber LVL door stiles built into BOTH long side edges of the door to resist thermal warping and deflection in cold or hot weather. The 6'8" tall doors include a 1-3/4" wide LVL stile on both edges. The 8'0" tall doors use a 2-3/4" wide LVL stile on both edges.

The chart at right compares GlassCraft's the three FiberCraft door series: Premium, Pro, and Value Series.

BENEFITS	GlassCraft Premium Series	GlassCraft Pro Series	GlassCraft Value Series
High-Definition wood grains	✓	✓	✓
Plant-based 3 lb. density urethane bio-foam	✓	no	no
Standard 2-pound density urethane foam	not needed	✓	✓
Water-blown foam	✓	✓	✓
Reinforced Stiles on both door edges	✓	✓	✓
Lock blocks on both door sides	not needed	✓	✓
Composite rails to eliminate moisture	top and bottom	all edges	all edges
Solvent-free finishing system	✓	✓	✓
Very low VOC finishing process	✓	✓	✓
No HAPs emitted in finishing	✓	✓	✓
Low toxicity MDI used in production	✓	✓	✓
No Styrenes in foam or finishing	✓	✓	✓
Sidelites Available	✓	✓	✓

## ✓ Value Series



**A** Top and Bottom Rails and vertical door stile edges are made from composite material and are rot-resistant and waterproof.

**B** Laminated Veneer Lumber LVL stiles on all 4 edges with trimmable 3/4" thick composite edges. Lock-blocks used on BOTH door sides for strong mounting of door hardware on either right or left of door.

LVL/Composite stiles are 1-3/4" wide on 6'8" tall doors and 2-3/4" wide on 8'0" doors.

**C** The core of the door is filled with a 2-pound density urethane foam for good insulation performance.

**D** Palette Collection prefinish options provide a beautiful range of paint colors. These doors may be painted or stained.

**E** The fiberglass reinforced door skins imitate highly detailed wood grain textures for a high-definition wood appearance. Other doors may offer a smooth surface with no grain or texture.

## FiberCraft Value Series Door Sizes

FiberCraft Value Series doors are constructed to industry standard heights of **79-1/4" for 6'8" doors**, and **95-1/4" for 8'0" doors**. Door widths are constructed as listed here:

### Actual Door Slab Sizes:

	Entry Doors / Patio Doors
• 3-0 x 6-8 Door Slabs:	35-3/4" x 79-1/4"
• 2-8 x 6-8 Door Slabs:	31-3/4" x 79-1/4"
• 2-6 x 6-8 Door Slabs:	29-3/4" x 79-1/4"
• 1-2 x 6-8 Sidelite Slabs:	14" x 79-1/4"
• 3-0 x 8-0 Door Slabs:	35-3/4" x 95-1/4"
• 2-8 x 8-0 Door Slabs:	31-3/4" x 95-1/4"
• 2-6 x 8-0 Door Slabs:	29-3/4" x 95-1/4"


### Trimming

FiberCraft Value Series doors have composite edges on all 4 edges of the door. This edge is 20mm or approx 3/4" wide. Doors may be trimmed on any or all edges by no more than 1/2" without voiding the warranty.

### Warranty

FiberCraft Value Series doors offer a two year warranty. For more warranty details, please refer to our web site: [www.glasscraft.com/warranties/](http://www.glasscraft.com/warranties/)

# FiberCraft® Value Series Flush Glazed Patio Doors: 6'8" and 8'0" Doors




**Half Lite Patio 6-8**  
2-6 / 2-8 / 3-0 wide Value Series patio door flush glazed, Smooth door shown with Arcade White paint finish. Clear LowE IG glass measures 22" x 36" in 2-8 and 3-0 doors, and 20" x 36" in 2-6 door.

2-6 Door: SF266801-CL  
2-8 Door: SF286801-CL  
3-0 Door: SF306801-CL  
\$510



**Half Lite Blinds 6-8**  
2-6 / 2-8 / 3-0 wide Value Series patio door flush glazed with BBG Blinds between glass, Smooth door shown with Arcade White paint finish. Clear IG glass measures 22" x 36" in 2-8 and 3-0 doors, and 20" x 36" in 2-6 door.

2-6 Door: SF266801-BL  
2-8 Door: SF286801-BL  
3-0 Door: SF306801-BL  
\$725



**Full Lite Patio 6-8**  
2-6 / 2-8 / 3-0 wide Value Series flush glazed, Smooth door shown with Shoji White paint finish. Clear LowE IG glass measures 22" x 64" in 2-8 and 3-0 doors, and 20" x 64" in 2-6 door.

2-6 Door: SF266809-CL  
2-8 Door: SF286809-CL  
3-0 Door: SF306809-CL  
\$565



**Full Lite Blinds 6-8**  
2-6 / 2-8 / 3-0 wide Value Series patio door flush glazed with BBG Blinds between glass, Smooth door skin shown with Shoji White paint. Clear IG glass is 22" x 64" in 2-8 and 3-0 doors, and 20" x 64" in 2-6 door.


2-6 Door: SF266809-BL  
2-8 Door: SF286809-BL  
3-0 Door: SF306809-BL  
\$750

## Enclosed Blinds-Between-Glass


Our enclosed blinds-between-the-glass offer a modern, sleek look to your door with maintenance-free light and privacy control. No dangling cords are needed, adding the benefit of reduced safety risk for children and pets.

The newest blinds controller design offers long-lasting reliability with easy operating effort. One controller operates both the up-down blinds movement and the open-close movement. If the blinds become uneven, then simply move the blinds to the fully up position and they are aligned again.

It can be hard to get a sense of what glass looks like from a photo. Watch our video for a great view of these blinds.



SCAN QR CODE TO WATCH VIDEO EXAMPLE.



**Full Lite Patio 8-0**  
2-6 / 2-8 / 3-0 wide Value Series flush glazed, Smooth door shown with Shoji White paint. Clear LowE IG glass measures 22" x 80" in 2-8 and 3-0 doors, and 20" x 80" in 2-6 door.

2-6 Door: SF268009-CL  
2-8 Door: SF288009-CL  
3-0 Door: SF308009-CL  
\$855



**Full Lite Blinds 8-0**  
2-6 / 2-8 / 3-0 wide Value Series flush glazed, Smooth door shown with Shoji White paint finish. Clear IG glass measures 22" x 80" in 2-8 and 3-0 doors, and 20" x 80" in 2-6 door.

2-6 Door: SF268009-BL  
2-8 Door: SF288009-BL  
3-0 Door: SF308009-BL  
\$1030

# FiberCraft® Value Series Solid Doors: 8'0" Doors

GlassCraft's FiberCraft Doors have been providing a unique range of fiberglass doors for 12 years, and the new Value Series offers all this experience and quality in a very economical collection.

## Construction

These doors include laminated veneer lumber (LVL) reinforcement on all four edges for long-lasting performance. Stronger and more rigid than traditional wood door stiles, the 8 foot doors even offer LVL/Composite stiles that are 2.75" wide on BOTH edges to resist warp and provide a more secure door.

## Durability


The fiberglass-reinforced door skin coupled with all composite door edges inhibit water penetration and insects and provide a durable, weather-resistant door.

## Range

The Value Series offers the most in-demand doors for today's home builders at very attractive pricing. Additional door and sidelite designs and sizes are available. Please inquire.

## Finish

Beautiful wood grain in Mahogany and Fir textures plus a sleek smooth option provide an excellent door surface for prefinish painting or staining. Unfinished, all front doors and sidelites are tan in color, and patio doors are white.



### Flush - Smooth 8-0

2-6 / 2-8 / 3-0 wide Value Series Flush door with a Smooth surface. Shown in Grey Clouds paint finish.

2-6 Door: **SBSV2680**  
2-8 Door: **SBSV2880**  
3-0 Door: **SBSV3080**  
**\$495**



### Flush - Mahogany 8-0

3-0 wide Value Series Flush door with a Mahogany grain texture. Shown in Perle Noir paint finish.


**SBMV3080**  
**\$495**



### 6 Panel 8-0

3-0 wide Value Series 6 Panel Smooth door, shown in Grey Clouds paint finish. This door accepts most standard 22 x 48 or 22 x 80 door inserts.

**SBSV30806P**  
**\$495**



### Craftsman 3 Panel 8-0

3-0 wide Value Series 3 Panel Shaker style Mahogany Craftsman door. Shown in Shoji White paint option. A door insert is available to fit top panel.

**SBMCV30803P**  
**\$495**



### 2/3 Two Panel 8-0

3-0 wide Value Series Two Panel Mahogany. Shown above with stain finish. This door accepts most standard 22 x 48 or 22 x 80 door inserts.

**SBMPV3080482P**  
**\$495**



### 3/4 Two Panel 8-0

3-0 wide Value Series Two Panel Mahogany. Shown above with Tricorn Black paint. This door accepts most standard 22 x 64 or 22 x 80 door inserts.

**SBMV30802P**  
**\$495**



### 3/4 Two Panel 8-0 V-Groove

3-0 wide Value Series Two Panel Mahogany with V-Grooves. Shown in Perle Noir paint. Accepts most standard 22 x 64 or 22 x 80 door inserts.

**SBMV30802PV**  
**\$620**



### 2 Panel Camber 8-0

3-0 wide Value Series Two Panel Mahogany door. Shown with Grey Clouds paint finish. This door accepts most standard 22 x 64 or 22 x 80 door inserts.

**SBCMV30802P**  
**\$495**



### 2 Panel Camber 8-0 V-Groove

3-0 wide Value Series 2 panel Mahogany with V-Grooves. Shown with Tricorn Black paint. Accepts most standard 22 x 64 or 22 x 80 door inserts.


**SBCMV30802PV**  
**\$620**

# FiberCraft® Value Series Solid Doors: 6'8" Doors and Sidelites



**Craftsman 3 Panel 6-8**  
3-0 wide Value Series Three Panel Shaker style Mahogany textured Craftsman door. Shown in Shoji White paint option. A door insert is available to fit the top panel.

**SBMCV30683P**  
\$395



**Shaker 1 Panel 6-8**  
3-0 wide Value Series One panel Shaker style Fir textured door. Shown in Urbane Bronze paint finish option.

**SBFV30681P**  
\$395



**2 Panel 6-8**  
3-0 wide Value Series Two Panel Mahogany textured door. Shown in Perle Noir paint finish. This door accepts most standard 22 x 48 door inserts.

**SBMV30682P**  
\$395



**2 Panel V-Groove 6-8**  
3-0 wide Value Series Two Panel Mahogany textured door with V-Grooves. Shown in Tricorn Black paint finish. This door accepts most standard 22 x 48 door inserts.

**SBMV30682PV**  
\$520



**2 Panel Smooth 6-8**  
3-0 wide Value Series Two Panel Mahogany textured door. Shown in Arcade White paint finish. This door accepts most standard 22 x 48 door inserts.

**SBSV30682P**  
\$395



**Flush - Mahogany 6-8**  
3-0 wide Value Series Flush Mahogany textured door. Shown with Perle Noir paint finish.

**SBMV3068**  
\$395



**Flush - Smooth 6-8**  
2-6 / 2-8 / 3-0 wide Value Series Flush door with Smooth surface. Shown in Grey Clouds paint finish.

2-6 Door: **SBSV2668**  
2-8 Door: **SBSV2868**  
3-0 Door: **SBSV3068**  
\$395



**6 Panel Smooth 6-8**  
3-0 wide Value Series Six panel Smooth door. Shown in Arcade White paint finish. This door accepts most standard 22 x 36 or 22 x 64 door inserts.

**SBSV30686P**  
\$395



**2 Panel Camber 6-8**  
3-0 wide Value Series Two Panel Camber top upper panel Mahogany door. Shown with stain finish. Accepts most standard 22 x 48 or 22 x 64 door inserts.

**SBCMV30682P**  
\$395



**2 Panel Camber V-Groove 6-8** 3-0 wide Value Series Two Panel Mahogany V-Grooved door. Shown in Tricorn Black paint. Accepts most standard 22 x 48 or 22 x 64 door inserts.

**SBCMV30682PV**  
\$520

# FiberCraft® Value Series Flush Glazed Doors: 6'8" Doors and Sidelites



### 1 Lite 3/4 6-8

3-0 6-8 Value Series 3/4 Lite Mahogany flush glazed with Rain or Clear LowE IG glass. Shown above in Tricorn Black.

**FG08742** (Rain)  
**FG08662LE** (LowE)  
**\$575**

### 3/4 Sidelite 6-8

14" 6-8 Value Series 3/4 Lite flush glazed sidelite w/ Clear LowE IG glass. Mahogany grain. Shown in Tricorn Black.

**FG73662LE**  
**\$415**

### Craftsman 6 Lite SDL

6-8 3-0 6-8 Value Series 6 Lite Craftsman door with Mahogany texture. Clear LowE glass. Shadow bars. Shown in Tricorn Black paint finish.

**FG6366LE-SDL6**  
**\$635**

### Craftsman SDL

Sidelite 6-8 14" Value Series Craftsman flush glazed sidelite w/ Clear LowE IG glass. Mahogany grain. Shown with Tricorn Black paint.

**FG70662LE**  
**\$395**

### 6 Lite SDL 6-8

3-0 6-8 Value Series 3/4 Lite Mahogany with flush glazed SDL 6 Lite. Clear LowE glass. Shadow bars. Shown in Perle Noir paint finish.

**FG08662LE-SDL6**  
**\$685**

### 3/4 Sidelite 6-8

14" 6-8 Value Series 3/4 Lite flush glazed sidelite with Clear LowE IG glass. Mahogany grain. Shown in Perle Noir.

**FG73662LE**  
**\$415**



### 3 Lite Wide SDL 6-8

3-0 6-8 Value Series with Mahogany grain and flush glazed SDL 3 Lite. Clear LowE IG glass OR Cloud glass. Shadow bars.

**FG09662LE-SDL3W** (LowE)  
**FG09992-SDL3W** (Cloud)  
**\$850**

### Full Sidelite 6-8

14" 6-8 Value Series Full Lite flush glazed sidelite w/ Clear LowE IG glass. Mahogany grain. Shown with Arcade White paint.

**FG75662LE**  
**\$435**

### 5 Lite Wide SDL 6-8

3-0 6-8 Value Series with Mahogany grain and flush glazed SDL 5 Lite. Clear LowE IG glass OR Cloud OR Rain glass. Shadow bars.

**FG09662LE-SDL5W** (LowE)  
**FG09992-SDL5W** (Cloud)  
**FG09742-SDL5W** (Rain)  
**\$895**

### Full Sidelite 6-8

14" 6-8 Value Series Full Lite flush glazed sidelite w/ Clear LowE IG glass. Mahogany grain. Shown in Grey Clouds paint finish.

**FG75662LE**  
**\$435**


Photo at right shows detail of Craftsman 6-Lite panel. Same detail used around glass opening. Note: This panel detail is different from the solid Craftsman Shaker style doors shown on previous pages.



Photo at right shows detail glass edge profile for 3 Lite Wide SDL and 5 Lite Wide SDL doors. Shadow bars are used behind each wide SDL.



Photo at right shows detail glass edge profile for 6 Lite SDL doors. Shadow bars are visible and are used behind each wide SDL muntin bar.



# FiberCraft® Value Series Flush Glazed Doors: 8'0" Door



**1 Lite 3/4 8-0**  
3-0 wide Value Series 3/4 Lite Mahogany flush glazed with Rain or Clear LowE IG glass. Shown above in Tricorn Black.

**FG18742 (Rain)**  
**FG18662LE (LowE)**  
**\$895**



**6 Lite SDL 8-0**  
3-0 wide Value Series 3/4 Lite Mahogany with flush glazed SDL 6 Lite. Clear LowE glass. Shadow bars. Shown in Perte Noir paint finish.

**FG18662LE-SDL6 (LowE)**  
**\$1025**



**3 Lite Wide SDL Smooth 8-0**  
3-0 wide Value Series with Smooth grain and flush glazed SDL 3 Lite. Clear LowE IG glass OR Cloud glass. Shadow bars.

**FG27662LE-SDL3W (LowE)**  
**FG27992-SDL3W (Cloud)**  
**\$1140**



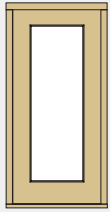
**5 Lite Wide SDL Smooth 8-0**  
3-0 wide Value Series with Smooth grain and flush glazed SDL 5 Lite. Clear LowE IG glass OR Cloud. With Shadow bars.

**FG27662LE-SDL5W (LowE)**  
**FG27992-SDL5W (Cloud)**  
**\$1195**

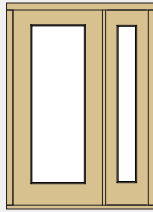


double 8 foot SDL 6-Lite doors with clear LowE glass

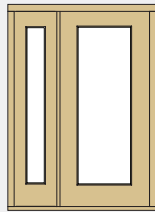
### Available Pre-hung Unit Configurations



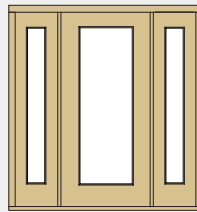
Single Door



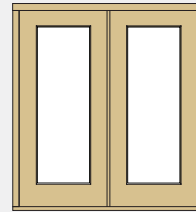
Single Door with 1 Sidelite (right)



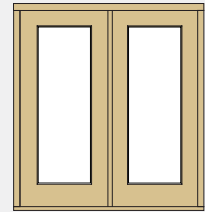
Single Door with 1 Sidelite (left)



Single Door with 2 Sidelites



Double Doors



Center Hinge Double Doors (1 fixed inoperable door)

### Pre-hang Options

GlassCraft Value Series doors can be ordered as pre-hung door units. Available entryway configurations of pre-hung doors are shown above. These configurations available for FiberCraft doors include “continuous” one-piece sills. This means that the bottom sill or threshold is made from one continuous piece of threshold material which adds strength and prevents leaking under the entryway. This assembly design is especially important with configurations that include 1 or 2 sidelites. The center hinge double has 1 fixed inoperable door. These pre-hung units are easily configured, priced, and ordered online using the DoorCrafter app.

### Pre-hang Components

#### Standard Pre-hung entryways include:

- 4-9/16” Jamb Legs and header
- Header
- Standard Adjustable Sill (black or mill)
- Hinges (3 colors available)
- Weatherstrip
- Door Bore
- Flush Bolt (where applicable)
- Mull Posts (where applicable)
- T-Astragal (where applicable)

#### Optional Pre-hung components available at an extra charge:

- 6-9/16” Jamb Legs and header
- Brick Mold
- Endura Sill
- Door Sweep
- Construction Doors



Choose from these three hinge color options for your pre-hung entry door.

### Pre-hung Unit Pricing

Pricing below are List prices for pre-hung units. Add these prices to the List pricing for the Value Series doors in this catalog to arrive at the pre-hung unit price. Or use our DoorCrafter CPQ tool at glasscraft.com to fully configure the pre-hung unit with all options.

Pre-hung Configuration	List 4-5/8”	List 6-5/8”	Add for Brick Mold
single door 6-8 tall	\$325	\$425	\$110
single door 8-0 tall	\$395	\$495	\$110
single door / 1 sidelite 6-8	\$650	\$750	\$135
single door / 1 sidelite 8-0	\$750	\$875	\$135
single door / 2 sidelites 6-8	\$845	\$970	\$170
single door / 2 sidelites 8-0	\$925	\$1,065	\$170
double door 6-8 tall	\$755	\$895	\$170
double door 8-0 tall	\$845	\$975	\$170
center hinge double 6-8	\$755	\$895	\$170
center hinge double 8-0	\$845	\$975	\$170

### Construction/Dunnage Doors

Pricing below is for construction doors. These doors have a 3/8” unfinished plywood face on both sides of the door and internal wood stiles – rails and supports.

Dunnage Door	List Price
3’0” x 6’8” Construction door: 36” x 79-1/4”	\$145
3’0” x 8’0” Construction door: 36” x 95-1/4”	\$165

